

Another instalment of simple components which fit together to build up a larger and more intricate pattern. Lets start with these two phrases. A simple ride cymbal pattern (Ex 1) and a basic five beat pattern (Ex 2)


Now, we want to play them together with the 5 beat pattern becoming the basis of a back beat/ghost snare pattern. We will play it in 5/4, repeating the pattern four times starting on beat two of the bar so we can end up with a strong snare hit on beat two. (Ex 3)

Now we put the two patterns together, accenting two beats on the snare and ghosting the rest. (Ex 4)


Finally, chop off beat five to make it into a 4/4 phrase and add a suitable bass/HH foot pattern to finish the groove. (Ex 5) A simple system which can have endless possibilities. Try it with some different phrases. Good luck and thanks for all those positive emails.

INDEPENDENCE DAY 3 PETE LUCKETT


ex 1



ex 2




ex 3



BRACKETS INDICATE PHRASE LENGTH AND STARTING POSITION

ex 4



ex 5

